



FOREVER GREEN TREE AND SHRUB SALE

2024 Reference Guide



**WAYNE COUNTY SOIL & WATER
CONSERVATION DISTRICT**

www.waynecountyNYSoilandwater.org

315-946-7200



A well designed garden can increase property values, reduce heating and cooling expense, resolve drainage issues , help with erosion control, Christmas trees, windbreaks and much more

Why Plant Trees?

Trees beautify our communities and countryside. They shade and cool our homes, bring wildlife to our backyard, and mark the changing of seasons. Trees are a source of countless products including lumber and food. They clean the air we breathe and help protect rivers and streams whose water we drink. In order for trees to provide all these benefits, we need to care for the trees we already have and to plant more. Planting and caring for trees is something each individual can do to improve their local community and the environment.

When deciding where to plant a tree, consider how big it will grow. Trees can help with heating and cooling efficiency, Plant deciduous trees along the southern and western faces of your house. Leaves in the summer will absorb heat and help keep your house cool. When the leaves drop in the winter, your home will be exposed to more sunlight.

Planting conifers along the north side can act as a wind break. This can protect your home from high winds and help keep the heat in by reducing drafts.

Avoid overhead utility lines and check for underground utilities by contacting **Dig Safely. New York (Call 811)**. Each species has specific site requirements. Small trees and shrubs should have 6 ft. by 6 ft. spacing while larger deciduous trees should have 12 ft. by 12 ft. spacing. For conifers, trees should be spaced 8 ft. by 8 ft. while those for Christmas tree farms should be planted 2 to 3 feet apart *plus* the width of mowing equipment.

Each year Wayne County Soil and Water Conservation District holds conservation tree sale. All seedlings are bare root stock. The trees and shrubs sold are to be used for these conservation practices and are sold with the understanding that they will not be removed from the planted site for resale with the roots attached.

Orders are filled on a first-come, first-serve basis. The District reserves the right to refund payment on items if they should become unavailable. Orders with payment due by Friday March 8^h 2024

The District will NOT be responsible for the success or failure of plantings.

Table of Contents

Why Plant Trees?
Page 2

Transplants/Seedlings
Page 3

Evergreens
Pages 4,5

Deciduous Shrubs
Pages 6,7

Deciduous Trees
Pages 8,9

Fruits, Groundcover
Page 10

Conservation Packs
Pages 11,12

Habitat Boxes
Page 13

Misc. Conservation
Items
Page 14

Native Seeds
Page 15

Planting Guides
Pages 16, 17

Wind Break
Pages 18, 19

Pickup Dates
Back Cover

Seedlings and Transplants

Seedlings will have a smaller root system and less branching than transplants. Transplants develop stronger root systems and better branching. You can expect to get a mature tree faster with a transplant and a better survival rate.

Seedlings will have a smaller root system and less branching than transplants.




Transplants develop stronger root systems and better branching.



It is best to plant bare-root trees immediately, in order to keep the fragile roots from drying out. If you can't plant because of weather or soil conditions, store the trees in a cool, dark place and keep the roots moist. Use the planting guides on pages 16, 17 for best practices. Questions? Call 315-946-7200

Evergreens and Conifers



1. **Balsam Fir** - *Abies balsamea* It is a small to medium-sized tree used primarily for pulp and light frame construction and it is one of the most popular Christmas trees. Wildlife rely extensively on this tree for food and shelter. Grows 45'-75', 25' spread.
2. **Concolor Fir** - A species native to the western US, concolor fir (aka white fir), can live for up to 300 years and range in height from 60' to 130'. The 2-3" aromatic needles are retained after the tree is cut, making this an excellent selection for a Christmas tree. It's tolerance to drought and heat will help this tree survive in a planted landscape as well. Shallow– wide spreading root.
3. **Fraser Fir** - *Abies fraseri* – A narrow, pyramidal tree with glossy, dark green needles. The undersides of the needles have two white rows. Not suited for hot, dry sites as it prefers moist, well-drained sites. 55' tall with a 25' spread.
4. **White Pine** — *Pinus strobus* – Soft, blue-green needles that are 2 to 5 inches long in bundles of five. Growth is rapid at first but slows down with age. Prefers a sunny location and tolerates most moist, well drained soils. 50'-80' tall with 20'- 40' spread.
5. **Colorado Blue Spruce** — *Picea pungens* – A magnificent sight of silver blue-green spruce. Rated one of the most popular evergreens. It grows well while young and matures at 50-75' tall with a 10'-20' spread in the landscape, up to 135' and 35' spread in the wild.
6. **Norway Spruce** — *Picea abies* – Fastest growing of the spruces. Develops strong graceful branches that are covered with dark green needles. Ideal windbreaker. Matures at 60' tall; 25' spread.
7. **White Spruce** — *Picea glauca* – Beautiful year-round color. Known for needles and cones that always hang down. Narrow straight and tall tree. Tolerates most soil conditions. Grows 40'-60' tall with a 10'-20' spread.
8. **American Arbor Vitae** — (White Cedar) *Thuja occidentalis* – The narrow, pyramid shape makes it a natural choice for windbreaks. Tall and elegant, it requires almost no care when used as a hedge or screen. Can grow to 40'-60' with a spread of up to 15' in the wild, but 20'-30' tall with a 12' spread in urban settings is more typical. Plant 3 feet apart for hedge.
9. **Douglas Fir** — *Pseudotsuga menziesii* – This magnificent specimen has a pyramid shape and a straight trunk. The needles are bluish green, occasionally yellowish green. It prefers sun or light shade, moist, well drained, acid or neutral soil, but is found in its native habit on rocky mountain slopes. Matures at 40'-70' tall, 12'-20' spread in the home landscape, over 100' in a natural setting.

FACT: While it's true that the majority of conifers are evergreen (their green foliage stays for a year or more), the word conifer is not synonymous with evergreen. An evergreen tree is a tree that keeps its leaves (or needles) all year long. Most conifers keep their needles year-round. Do you know which New York native conifer drops its needles every fall? It is the tamarack (*Larix laricina*.) that goes through the winter with bare branches. Next time you're on a winter hike see if you can locate a tamarack tree.

Deciduous Shrubs



PICKUP DATES AND TIMES

Wednesday April 24, 2024 Noon - 7 PM

Thursday April 25, 2024 8:00 AM - 5:00 PM

Friday April 26, 2024 8:00 AM - 5:00 PM

10. **American Hazelnut**-This plant can grow 16' tall by 13' wide shrub produces edible nuts in late summer that can be roasted and eaten by people or left for wildlife to enjoy. Grows well in partial shade to full sun, and produces showy fall foliage with orange rose, purplish-red, yellow and green hues. Produces nuts about 5 years after planted.

11. **American Elderberry** - *Sambucus canadensis* – Multi-stemmed shrub with white flowers blossoming mid-June. 5-12' depending on pruning. Fruits ripen into purple-black berries in mid-August. Tolerates road side salt and oils.

12. **Redosier Dogwood** *Cornus stolonifera* – 7-9' slender, upright shrub. Its red stem provides a pleasant contrast in the winter month and produces a white drupe fruit in mid-August. It is best in wet or swampy conditions. Also a great structure for erosion/sediment control and holding soil on sloped areas.

13. **Buttonbush** *Cephalanthus occidentalis* A shrub that grows up to 20' tall. Naturally found along stream and shorelines where the persistent seeds are consumed by waterfowl and shorebirds. The striking, spherical flowers are produced from June to September and attract pollinators. Grows well in saturated soil and full sunlight. Tolerates flooding up to 3 feet with reduced flowering in shady or drier areas.

14. **Common Lilac** *Syringa vulgaris* – Leggy, upright shrub with fragrant, showy flowers that bloom in May. Prefers full sun with well-drained, slightly acidic soil. Grows 8'-15' with 6'-12' spread.

15. **Juneberry (Serviceberry)** *Amelanchier canadensis* – Large, multi-stemmed shrub or pruned to a small tree. White flowers produced in April with fruit ripening in June, enjoyed by various birds. Thrives in moist well-drained, acid soils. Full sun to partial shade. Grows 6' – 20' with 15' - 20' spread

16. **Arrowwood** *Viburnum dentatum* – Multi-stemmed, rounded shrub with creamy white late spring or early summer flowers. Leaves are dark green in summer; yellow to glossy red and reddish- purple in the fall. Half inch blue-black berries ripen in early fall. Grows 6'-15 high with a comparable spread. Prefers well-drained soils and full sun to partial shade.

17. **American Cranberry** *Viburnum trilobum* – Multi-stemmed 8'-12' shrub that produces white flowers and famous bright red berries from September through February. These fruits are an important source of food for humans and wildlife

www.WaynecountyNYsoilandwater.org/tree-sale/
You can also print an order form and mail a check to:
Wayne County Soil and Water District
7312 Rt-31. Lyons, NY 14489

Orders with payment by Friday, March 8th, 2024




Deciduous Trees


18



19



20



21



22




23




24



25



26



27



26




29



18. **American Sycamore** — *Platanus occidentalis* – The patchy exfoliating pattern bark of a Sycamore gives way to a mosaic of light yellow, reddish-orange, olive, light brown and dark to light gray splotches as the tree matures, making this tree aesthetically pleasing year round. This tree is fast growing and prefers moist soils. Grows 75-100' tall with a massive trunk.
19. **Native (Paper) Birch** *Betula papyrifera* – Paper Birch offers year-round beauty, with smooth white bark, brilliant yellow fall leaves and stately grace against the winter sky. Does best in full sun, well-drained, acidic, moist, sandy, or silty loam soils. Grows 50' to 70' tall with a 35' spread.
20. **Red Maple** *Acer rubrum* — Brings color to your landscape year-round. Green stems turn red in winter, new leaves are red-tinged, turning to green. Fall color is deep red or yellow. Flowers are also red. Fast growing. Grows 40'-60' tall with a 40' spread.
21. **Sugar Maple** *Acer saccharum* -- New York's State Tree. The sugar maple is a landscape standout. Leaves turn yellow, burnt orange or red in fall. Tolerates shade, likes a well-drained, moderately moist, fertile soil. Do not plant in confined areas or where salt is a problem. Grows 60'-75' tall with a 45' spread..
22. **White Oak** *Quercus alba*— An impressive tree with a broad-rounded form. Suitable for larger areas. Dark green leaves in the summer turn showy red in fall. Slow to moderate growth rate. Prefers acidic, moist, well-drained soil and full sun. Grows 50'-80' tall with equal spread.
23. **White Flowering Dogwood** *Cornus florida*- An excellent landscape choice in all four seasons. Flowers are showy in spring. Leaves turn red-purple in fall. Glossy-red fruits attract winter songbirds. Likes partial shade; moist, acidic, well-drained soil.
24. **Northern Red Oak** *Quercus rubra*— Bristle-tipped leaves turn red in the fall. The leaves have 7 to 11 waxy lobes. A good street tree, tolerates pollution and compacted soil. Grows as much as two feet per year for 10 years. Grows to 60' to 75' tall with a 45' spread.
25. **Tulip Tree** *Liriodendron tulipifera*— The tulip looking flowers give a delightful fragrance of nectar that are enjoyed all spring long. This nectar attracts birds, pollinators, and wildlife alike. The Tulip Poplar is highly resistant to disease and insects, making this a healthy tree that will provide a lifetime of enjoyment. Grows 80 to 100 feet tall and maintains a fairly narrow oval crown.
26. **Swamp White Oak** *Quercus bicolor*— Rapid growth rate in dry, wet or compacted areas. Naturally found in lowland areas (swamps, stream sides, depressions). Yellow fall color with hints of red and purple. Nuts produced at 20-30 years are eaten by mammals and large birds. Grows up to 90' tall.
27. **Eastern Redbud** *Cercis Canadensis*— An ornamental understory tree that grows at a medium rate to a height of 20-30' and a width of up to 35'. Brilliant blooms form early in the spring in as soon as 5 years. Heart shaped leaves and irregular branching pattern make this tree aesthetically pleasing year round. Prefers partial to full sun and well drained soils.
28. **River Birch** *Betula nigra* — Grows well in wetland/floodplain areas. Aesthetically pleasing, exfoliating gray-brown, ivory to copper colored, paper-like bark. Fast growing, shade intolerant tree. Seeds ripen in early spring and provide a good source of spring food for grouse, turkey, small birds and rodents. Grows up to 70' tall with a 35' spread.
29. **Daylily 'Stella De Oro'** *Hemerocallis* 24" tall perennial. Full sun starting with broccoli-like heads in July come abundant flower clusters, turning salmon-rose, then burnt red and finally bronze. (see conservation packs)

A Note About Oaks from NYS DEC: All oaks require special pruning precautions due to the risk of spreading oak wilt, a deadly fungal disease that can be carried and spread by otherwise harmless beetles. These beetles are attracted to tree wounds and can find an injured tree in as little as 10 to 30 minutes. If you have an oak that could benefit from pruning, plan to prune it between October and mid-March, when the beetles that carry oak wilt are not active. If an oak is wounded in spring or summer and pruning cannot wait, you should treat the pruning wound with a thin coating of paint— any kind will do. Covering the pruning wound with paint will slow recovery, but it will also prevent the oak wilt fungus from entering the tree.

Fruit bearing Shrubs, Groundcover



30. **Blueberry 'Blue-Ray'** is a hearty, healthy blueberry. Enjoy abundant crops of large, light-blue berries
31. **Strawberry 'Honeoye'** is a hardy, consistent producer it is reliable with good runner production. Strawberries are delicious fresh, frozen, or in jams and wines. Cold hardy. Ripens in June, bears heavy yields of large crimson fruit.
32. **Blackberry 'Darrow'**, find a spot with good sunshine and good drainage, avoid areas with heavy clay soil or sandy areas. If you are afraid your soil isn't up to par for growing blackberry bushes, you should add organic soil matter to improve aeration and improve drainage. Produces large black fruit that is firm, fleshy and sweet.
33. **Raspberry 'Latham'** is a heritage everbearing raspberry is a favorite for its flavor, firmness and large fruit size. It produces crops in two seasons, with a moderate crop in July followed by a heavy crop from September until frost.

Conservation Packs

Each conservation pack contains a total of 10 plants from 5 species/varieties (2 plants of each species/variety)

Bird and Butterfly Pack

Button Bush, Elderberry, Blazing Star, Ninebark, Stella De Oro Daylily



Native NY Wild Flower Pack

White Pine, Red Osier Dogwood, Black Cherry, Hazelnut, Juneberry



Black Cherry is a large and can grow up to 80', it is a native tree it has showy white flowers appear as pendulous clusters.

Perennial Flowering Pack

45. Dream Baby, 46. Blue King Iris 47. Snow Queen Iris 48. Francis Fay 29. Stella De Oro Daylilies



45. **Daylily 'Dream Baby'** *Hemerocallis* – Early-mid season bloom. Flower is 3.5" with peach colored petals accented by a pink ring around a green throat. Grows up to 18" tall.
46. **Mixed Peony** *Paeonia* – Early Blooming, Pink Red and White Flowers from 24-26" tall stems. Grows well in full sun.
47. **Iris 'Snow Queen'** *Iris sibirica* - 18-24" pure white flower with yellow centers. Blooms late spring-early summer. Wet tolerant and deer resistant.
48. **Daylily 'Frances Fay'** *Hemerocallis* - Early to Mid- season bloom. Flower is a 4" bloom and pale yellow. Full sun to part shade. Drought resistant, deer tolerant. 1-3" high with comparable spread.

Hosta Pack

Hadspen ,Ventricosa , Hyacinthina , August Moon, F. Auro Marginata



Ornamental Flowering Pack

Ninebark, American Cranberry, Lilac, Redbud, White Flowering Dogwood



Ninebark - An excellent native shrub for year-round interest, mounded shape with white flowers.

American Cranberry – Produces showy red fruit that persist through the winter months.

Lilac, common - Lilacs are easy to grow and very fragrant, plant in sunny location, in well-drained fertile rich soil.

Red Bud - An ornamental understory tree that grows at a medium rate to a height of 20-30' and a width of up to 35'.

White Flowering Dogwood - An excellent landscape choice in all four seasons. Flowers are showy in spring. Leaves turned purple in fall. Glossy-red fruits attract winter songbirds

Pond Habitat

Red Osier, Buttonbush, Sycamore, Willow, River birch



Willow - Wetland plant suitable for poorly drained or flooded areas. Works well as a windbreak or riparian buffer, Holds leaves past first frost. 30' - 40' tall and wide.

River Birch - Aesthetically pleasing, exfoliating gray-brown, ivory to copper colored, paper-like bark. Fast growing.

Habitat Boxes

(60) Bat House



Bats are a natural way to control mosquitoes and a Bat House will encourage them to take up residence on your property.

(61) Standard Bluebird Nest Box



Entice bluebirds to roost in your yard with a Bluebird Nesting Box. Handcrafted with features such as an easy-open front for cleaning, and proper ventilation and drainage.

(62) Peterson's Bluebird Box



Invite colorful ducks to roost near your pond by mounting a **Wood Duck** box. Install annually, nesting season occurs February through June. Boxes can be installed in wetlands, swamps, creeks, ponds, oxbows, or lakes. Placing in a wooded landscape will provide a natural setting. The box needs to be facing open water and at least 4-6' above the waterline.

(63) Wood Duck Box



(62) Wren Box



Easily installed, this wren box hangs from branches using rope, chain or wire.

Help protect New York's biodiversity by providing food and habitat for birds, butterflies and other wildlife. Chances of are increased if the installation takes place by early April. For birds, each species has different habitat requirements, and this includes the environment they'll choose for nesting. The best location for a bluebird house is an area facing or surrounded by open fields, where the insects they eat and feed to their young are plentiful.

Additional Conservation Items

65. Barley Straw

barley straw is an alternative way to control excess algae growth in without using herbicides. As the barley straw decomposes in your pond, it inhibits the growth of algae. It is best to treat you pond with barely straw before algae blooms because of its action in prevention for long term water quality. Don't fall behind this year, treat your pond before the summer season gets under way and the algae and plants get out of control.



66. Marking Flags

67. Fertilizer Tablets, 20-10-5

68. **Tree Tubes**, also known as tree shelters or tree protectors, turn seedlings into healthy, fast growing trees in less time & with less work!

- Protect tree seedlings from animal browsing and “buck rub”
- Accelerate growth & increase survival rates – It’s like giving each seedling its own mini-greenhouse
- Shield seedlings from herbicide and mowers, for faster, easier weed control (which further accelerates growth) Mark seedling location, so your seedlings are easy to find and care for.

Use Tree Tubes On:

- Newly planted seedlings – Tree Tubes shield them from animal damage, reduce moisture stress and make weed control fast and easy.
- Seedlings you planted in previous seasons but have been browsed on by deer or rabbits – Prune damaged trees to a single stem. Your tree already has an established root system, give it a Tree Tube and you won’t believe how fast it will grow!
- Natural or “volunteer” seedlings you want to favor with the fast growth, browse protection and easy weed/brush control Tree Tubes can provide.
- Directly seeded acorns, chestnuts or walnuts Grafted fruit or nut trees that are 2 feet to 4 feet tall



Tree Tubes are not recommended for conifer seedlings and transplants. To avoid damage by voles, install a 3' X 3' black plastic weed mat or clear vegetation in a 3' X 3' area around the planting using a glyphosate herbicide.

Native Seeds

Native plants come in just about every size, shape, and color. A native plant garden design can be created for interest in all 4 seasons, or a theme garden; along with feel-good benefits.

Native plants have evolved with our environment and over the years have adapted to survive. They are low maintenance and don't need a lot of fertilizer, pesticides and watering; saving time and money.. The deep roots of natives absorb and filter water more effectively than the short roots of many turf grasses and other ornamental plants; naturally reducing storm water runoff.

Erosion Control Mix:

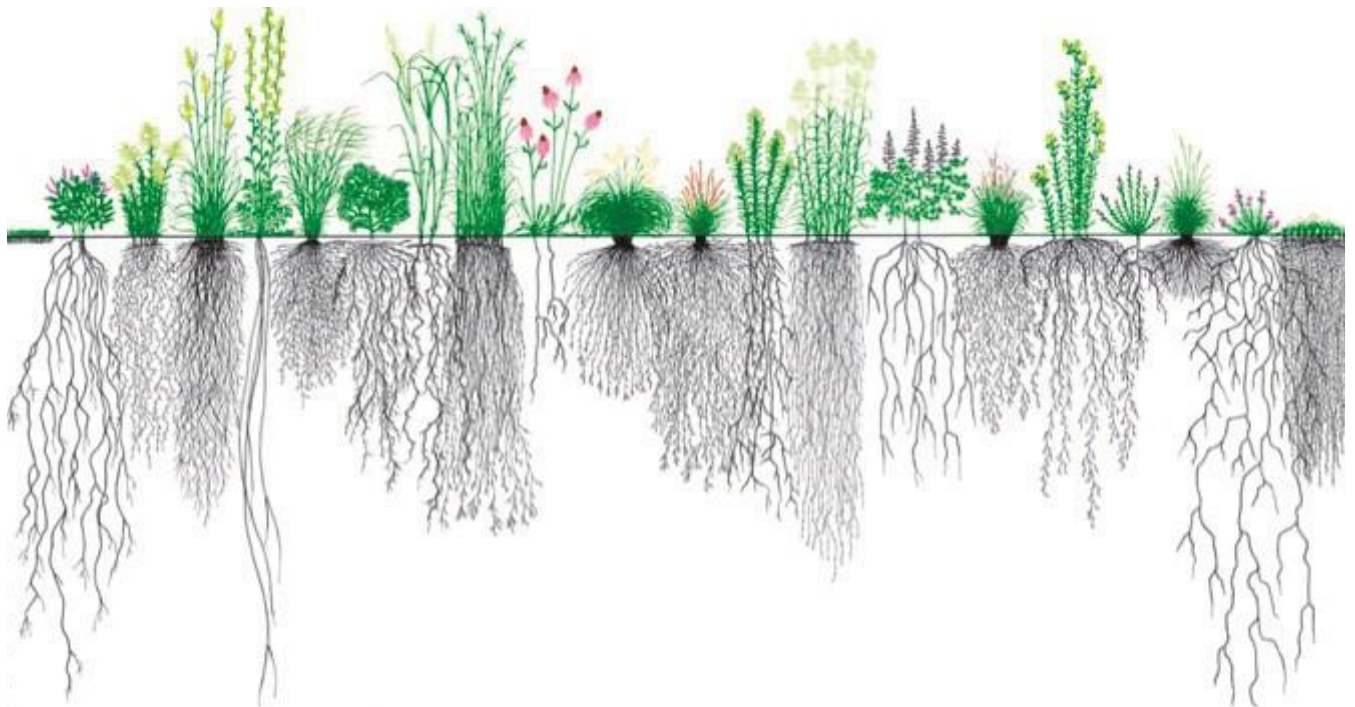
Mix of annual rye, perennial rye, red fescue and white clover.

Native Perennial and Annual Flower Mix:

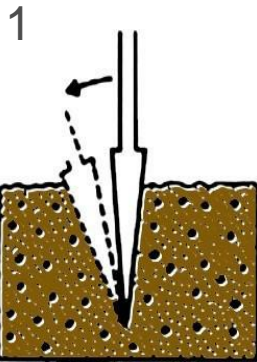
This mixture contains 19 wildflowers, 8 annuals for first-year color, plus 11 perennials for second and successive years' bloom. Plant your support for the disappearing pollinator population in your own backyard with our Northeast Pollinator Mix.

DEEP ROOTS

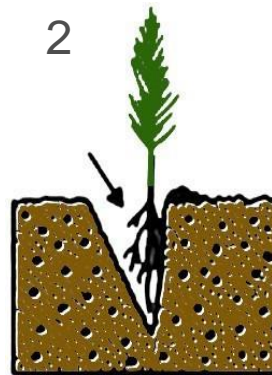
The extensive roots of native plants improve the ability of the soil to infiltrate water and to resist erosion. In fact, native plants often have more biomass below the surface than above. For example, little bluestem, a great bunch grass for the garden, only grows 2-3' tall, but can have roots up to 8 feet deep.



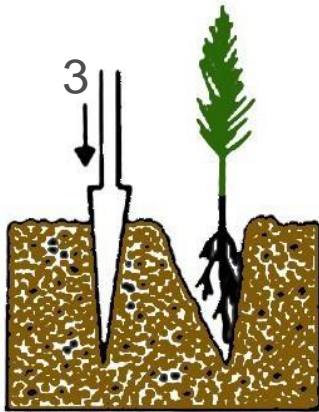
Seedlings



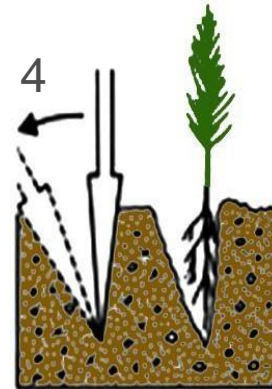
1 Use a planting bar or spade shovel to create a hole for the seedling by inserting the tool into the soil and pushing in one direction to create a hole.



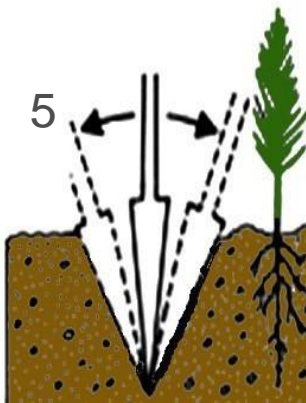
2 Insert seedling to proper depth. The root collar should be even with ground level.



3 Insert planting tool into the ground outside of the planting hole.



4 Push the planting bar away from the plant.



5 Push soil towards the planting hole by pushing the planting tool back and forth.



6 Restore soil surface by tamping around the seedling.

www.WaynecountyNYsoilandwater.org/tree-sale/
You can also print an order form and mail a check to:
Wayne County Soil and Water District
7312 Rt-31. Lyons, NY 14489

Orders with payment by Friday, March 4th 2022

 Square

 VISA


 MasterCard

 AMERICAN EXPRESS

 DISCOVER NETWORK

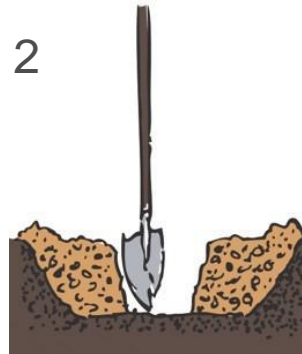
Planting Transplants

1



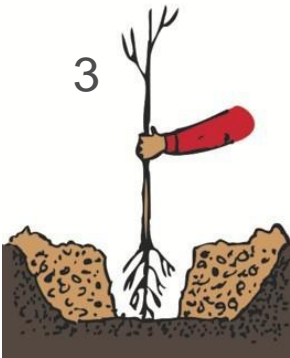
Unpack tree and soak in water 3 to 6 hours. Do not plant with packing materials attached to roots, and do not allow roots to dry out.

2




Dig a hole wider than the root system. Remove any grass within a three-foot circular area. To aid root growth, turn soil in an area up to 3 feet in diameter.

3




Do not plant the tree too deep or too shallow. The root collar should be even with ground level. Partially fill the hole, firming the soil around the lower roots.

4




Shovel in the remaining soil. It should be firmly, but not tightly packed with your heel. Construct a water-holding basin around the tree. Give the tree plenty of water.

5



After the water has soaked in, place a 2-inch deep protective mulch area 3 feet in diameter around the base of the tree (but not touching the trunk).

6



Water the tree generously every 7 - 10 days during the first year's growing season.

It is best to plant bare-root trees immediately, in order to keep the fragile roots from drying out. If you can't plant because of weather or soil conditions, store the trees in a cool, dark place and keep the roots moist. Questions? Call 315-946-7200. You can keep plants dormant for a while in a cool, dry dark area. Keep the roots moist but not in standing water. If you are planning on postponing planting for longer than 10 days, you may want to consider heeling in.

Designing a Windbreak

Windbreak trees are working trees. Some of the beneficial services they perform are: protecting valuable topsoil, increasing crop yield, protecting livestock, reducing odors, lowering heating costs, controlling snow drifts, reducing noise, providing wooding crops, adding wildlife habitat and providing more comfortable outdoor living space.

When planning a windbreak, use these guidelines

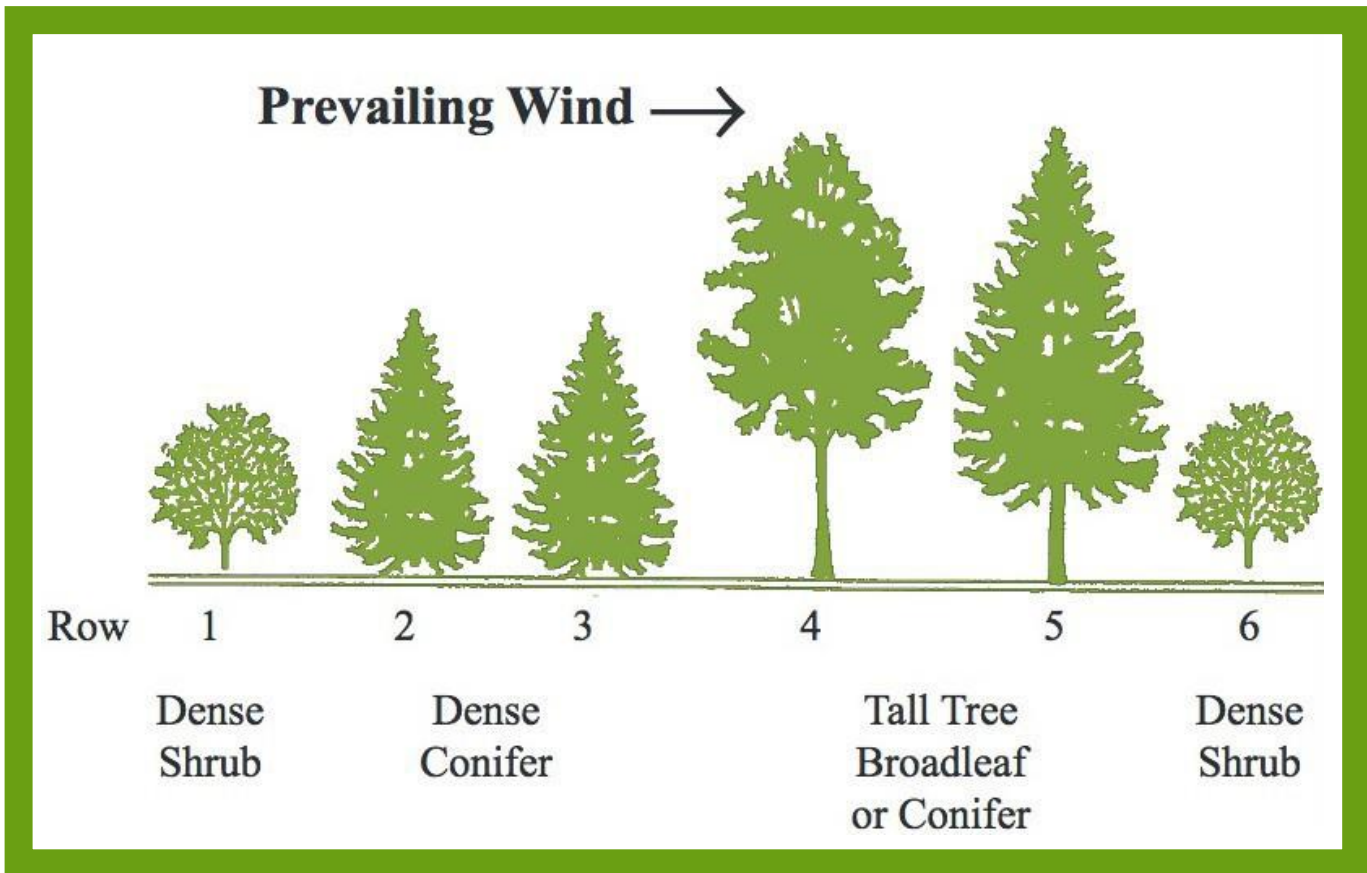
The most important characteristic of a windbreak is its density. This determines how much the windbreak slows the speed of the wind. The taller the trees are at maturity, the greater the area protected.

Orientation should be at right angles to the wind. An L-shaped windbreak can provide protection from different seasonal winds. The protected area is generally within 8 - 10 times the height of the windbreak. Spacing between the rows of a windbreak range from 15 - 30 feet. The greater the diversity of tree species, the greater your protection against lose due to unforeseen insect or disease problems.



ROWS OF AN OPTIMAL WINDBREAK

Rows of a Windbreak



Example species of trees and shrubs for windbreaks

Rows 1 and 6 – American Cranberry, Arrowwood, Butterfly Bush, Elderberry, Ninebark, Rose of Sharon

Rows 2 and 3 – Colorado Blue Spruce, Norway Spruce, American Arbor Vitae, Balsam Fir, Fraser Fir

Row 4 and 5 – White Pine, Douglas Fir, Tulip Tree, Red Oak, Sugar Maple, Red Maple

Windbreaks with fewer rows

For two-row windbreak, use example species for Rows 2-3.

For three-row windbreak, use example species for Rows 1-2-3 or 2-3-4.

For four-row windbreak, use example species for Rows 1-2-3-4

For five-row windbreak, use tall deciduous and any other four rows shown above.

TIP: Which evergreens grow the fastest? White pine and green giant arborvitae are some of the fastest-growing evergreens. Each add on about 2 feet every year!

Orders with Payment Due by Friday March 8th, 2024

PICKUP DATES & TIMES

Wednesday April 24, 2024 Noon-7 PM

Thursday April 25, 2024 8:00 AM - 5:00 PM

Friday April 26, 2024 8:00 AM - 5:00 PM



Pick up location is
7312 Rt-31.
Lyons,
NY 14489
Location
is next to
Wayne
County
Jail.

**WAYNE COUNTY SOIL & WATER
CONSERVATION DISTRICT , LYONS, NY**

**7312 Rt. 31 Lyons, NY 14489
315-946-7200**

www.waynecountyNYSoilandwater.org/tree-sale/